

# Bioactivity of some regular and Nano encapsulated essential oils against *C. maculatus* and *C. chinensis*

Magda M.A. Sabbour<sup>1\*</sup>

1, Department of Pests and Plant Protection, National Research Center, Cairo, Egypt

## Abstract

**E-mail:**  
[sabbourm9@yahoo.com](mailto:sabbourm9@yahoo.com)

**Received:** 13/07/2020  
**Acceptance:** 17/08/2020  
**Available Online:** 21/08/2020  
**Published:** 01/10/2020

**Keywords:** Cowpea weevil, Bean weevil, *Mentha piperita*, *Laurus nobilis*, *Coriandrum sativum*, Nano

*Callosobruchus maculatus* (Cowpea weevil) and *Callosobruchus chinensis* (Bean weevil) are among the important pests of stored seeds. These insects are usually controlled by harmful insecticides. Essential oils are considered a safe substitute in controlling stored products pests. In this work, the Nano-encapsulation technique was used to enhance the effectiveness of three types of essential oils (*Mentha piperita* "Peppermint", *Coriandrum sativum* "coriander", and *Laurus nobilis* "sweet bay"). The effectiveness of both regular and Nano oils was evaluated for their insecticidal activities against the third-instar larvae of *C. maculatus* and *C. chinensis* at a concentration of 0.5%. Additionally, the ovipositional activity inhibitory effects of Nano granules were evaluated using by mixing Nano granules with cowpea at a rate of 0.5%. Furthermore, the persistent effect of Nano encapsulated oils was evaluated after 90 days in storage. The repellent effect of Nano granules was also evaluated using the arena choice test method. The highest mortality rates of both *C. maculatus* and *C. chinensis* after 7 days of 0.5% treatment were observed in *M. piperita*, followed by *C. sativum* and *Laurus nobilis* in both regular and Nano oils. A significant increase in the larvicidal effect in *C. sativum* Nano granules in comparison to its regular oil was noticed. The results indicated that both *C. maculatus* and *C. chinensis* life cycles were heavily affected by Nano granules treatments of the three tested Nano granules with *M. piperita* Nano granules having the highest impact. The lowest weight loss in stored cowpea was observed under *M. piperita* Nano granules treatment especially against *C. maculatus* (3%) compared to control treatment (50%). The highest repellent effect was observed under *C. sativum* treatment against *C. chinensis* (88%). These results are highly promising and show the potentials of these oils and their Nano derivatives in stored products integrated pest management.

## 1. Introduction

Cowpea weevil (*Callosobruchus maculatus*) and bean weevil (*Callosobruchus chinensis*) are widely known stored seed pests. Although these species pose no direct health danger to humans, they are responsible for serious damages to stores seeds worldwide [1][2]. These pests are usually controlled using relatively low toxic pyrethroids such as deltamethrin and cypermethrin. However, there is a continuously growing trend in using nontoxic natural substances in controlling these economically important pests.

The potential biological effect of plants extracts and their essential oils in the control of different insects was the subject of various scientific works; since these extracts and oils are characterized by their biodegradable and nontoxic nature, and therefore, have few to no negative effects on the non-targeted organisms and the surrounding environment [3][4][5].

Although essential oils are considered promising organic substitutes to the traditional synthetic control method, there are various problems still related to their use such as the poor water solubility, volatility, and oxidation potential [6].



Encapsulated formulations are usually suggested to address those issues [7][8]. Urea-formaldehyde has been used since the end of the 20<sup>th</sup> century to control nitrogen release from its source fertilizer as urea-formaldehyde decomposition is controlled by the microbial activity in the soils [9]. Therefore, the aim of the current study was to investigate the effectiveness of poly urea-formaldehyde (PUF) Nano-encapsulation technique in enhancing *Mentha piperita* “Peppermint”, *Coriandrum sativum* “coriander”, and *Laurus nobilis* “sweet bay” essential oils bioactivity against *C. maculatus* and *C. chinensis*.

## 2. Materials and Methods

### 2.1. Experimental material preparation

In this experiment, third-instar larvae of *C. maculatus* and *C. chinensis* were used. The larvae were kept under laboratory conditions on a semi-artificial diet consisted of finely crushed cowpea seeds with adherent endosperm, 20% glycine, and 5% yeast powder. The experiment was carried out at 26±2°C and 70–80% relative humidity, with 16/8 hours light/dark cycles.

Essential oil extraction and the Nano-encapsulation process were carried out according to the method described in [10]. In brief, dried *M. piperita* leaves, *C. sativum* seeds, and *L. nobilis* leaves were obtained and the essential oils were extracted using steam distillation methods according to [11]. The nano-encapsulation process was performed using polymerization method. The Nano-capsules were composed of the essential oils as a core substance and urea with formaldehyde as casing materials. Tween 80 (Merck, Germany) was used as an emulsifier with sulfuric acid solution (10 % w/w) to control the pH of emulsion. The obtained Nano-capsules suspension was cooled down to room temperature, then, the suspension was rinsed with deionized water, filtered, and freeze-dried using an LIO-5P CINQUEPASCAL freeze dryer (Milan, Italy). Both regular essential oils and Nano granules were used in the later steps.

### 2.2. Larvicidal activity of essential oils

The larvicidal potentials of oils were evaluated. For this purpose, 0.5% concentration was used against the third-instar larvae of *C. maculatus* or *C. chinensis*. To reach the wanted concentration, 0.5g of each essential oil or its Nano granules were mixed with 100g of cowpea in each glass jar (250 cm<sup>3</sup>) [5] and ten third-instar larvae of either *C. maculatus* or *C. chinensis* were introduced to each jar. In total there were 16 treatments [(3 plant types) x (2 oil treatment method regular and Nano granules) x (2 weevil species) + (2 controls untreated) + (2 emulsifier control)] with four replications (glass jars) in each treatment. The jars were then covered with muslin for appropriate aeration and kept for seven days at a temperature of 27±2°C and 65±5% relative humidity. During the seven days of exposure (days 0, 2, 4, and 7), mortality rates were evaluated in the treated and untreated jars. The mortality rate in each jar was evaluated based on the number of dead larvae/10 (initial larvae number in each jar).

### 2.3. The ovipositional activity inhibitory effect of essential oils Nano granules

In this experiment, the same previously mentioned rates of all essential oils Nano granules were mixed with cowpea (0.5g/100g cowpea). Essential oil inhibitory effect on the ovipositional activity was evaluated by placing two pairs of mixed-sex of either *C. maculatus* or *C. chinensis* adults (2-3 days old) in each glass jars (250 cm<sup>3</sup>) covered with muslin. The weevils were left to lay eggs and the numbers of eggs per female in each jar were recorded. Additionally, the eggs were monitored after hatching and the percentage of fully emerged F1 adults in addition to malformations among emerged larvae were evaluated. In total there were 8 treatments [(3 Nano granule types) x (2 weevil species) + (2 emulsifier control)] with four replications (glass jars) in each treatment. Environmental conditions were the same as the larvicidal experiment.

### 2.4. The persistence effect of Nano granules during storage

In this experiment, the persistence effect of essential oils Nano granules against *C. maculatus* and *C. chinensis* infestation was evaluated after 90 days of storage. For this purpose, 100g of heat sterilized cowpea grains were stored in closed gunny sacks (10x10 cm). Nano granules were sprayed in 1 cm layers between the sacks. Then, two pairs of newly emerged *C. maculatus* or *C. chinensis* adults were placed in a jar (2L) with two gunny sacks. After 90 days, the percentage of grain weight lost was calculated using the following formula:

$$\text{Weight Loss (\%)} = \frac{\text{Original Weight} - \text{Final Weight}}{\text{Original Weight}} \times 100$$

In total there were 8 treatments [(3 Nano granule types) x (2 weevil species) + (2 emulsifier control)] with five replications (glass jars) in each treatment [11]. Environmental conditions were the same as the larvicidal experiment.

## 2.5. Repellency test

This experiment was conducted in an arena-based choice test as described in [12]. The arena constituted of two cells (A and B) of 15X15 cm each and connected by a rubber tube to allow the free movement of the insects between the cells. Disc of Whatman No. 1 filter paper was treated with the essential oils Nano granules at 1% concentration and placed in the cell A. While in cell B, a filter paper disc submerged in distilled water and emulsifier only was placed. 20 newly emerged weevils were introduced into each arena. The number of beetles in each cell was recorded after 1, 2, 3, 4, and 5 days. The percentages of repellency values (D) were calculated using the equation:

$$D (\%) = 1 - \frac{T}{C} \times 100 \quad [13]$$

Where T and C represent the mean number of beetles in cells A and B, respectively. Environmental conditions were the same as the larvicidal experiment.

## 2.6. Statistical analysis

The data were analyzed using analysis of variance (ANOVA) and mean values were compared using Tukey's HSD method at the 5% significance level [14].

## 3. Results and discussion

The results of the larvicidal activity experiment showed that the highest mortality rates of both *C. maculatus* and *C. chinensis* after 7 days of 0.5% treatment were observed in *M. piperita*, followed by *C. sativum* and *Laurus nobilis* in both regular and Nano oils. Increased effectiveness levels were observed under Nano oil compared to regular oil treatments; however, this increase was only significant in *C. sativum* oil. The increase in *C. sativum* oil larvicidal effect as a result of Nano-encapsulation has closed the gap of effectiveness observed between regular *M. piperita* oil and *C. sativum* regular oil, as there was no significant difference in larvae mortality between the Nano granules of the two oils (Table 1). Interestingly, no significant differences were observed between *C. maculatus* and *C. chinensis* responses to similar treatments at similar observation times, which highlight the similarities between these two species.

Essential oils usually contain bioactive compounds that induce repellent, antifeedant and toxic effects in insects [4]. The insecticidal toxicity of essential oils and their derivatives has resulted in an ever-growing trend of using these substances as a substitute for synthetic toxins [15].

Similar to the results of [6] and [8], the current study showed significantly higher mortality rates using encapsulated oils in comparison to pure essential oils due to the controlled-release formulations which allow smaller quantities of the essential oil to be used more efficiently over a longer time interval [16].

The results indicated that both *C. maculatus* and *C. chinensis* life cycles were heavily affected by Nano granules treatments of the three tested Nano granules with *M. piperita* Nano granules having the highest impact followed by *C. sativum* and *Laurus nobilis* Nano granules. The number of eggs per female in *C. maculatus* decreased from 289.9±9.89 eggs/female in control to 8.4±8.88 eggs/female under Peppermint Nano granules treatment. On the other hand, the number of eggs per female in *C. chinensis* decreased from 298.7±2.99 eggs/female in control to 11.3±1.4 eggs/female under Peppermint Nano granules treatment (Table 2). Similarly, F1 emerged adults decreased from 100% in control to 1% and 0.1% in *C. maculatus* and *C. chinensis* respectively under *M. piperita* treatment. Interestingly, significantly higher emergence percentages were observed in *C. maculatus* when compared to those of *C. chinensis* under *Laurus nobilis* and *C. sativum* which might refer to higher resistance in the following development stages of *C. maculatus* in comparison to *C. chinensis* (Table 2). The observed malformations percentages increased from 0% in control to 100% and 99% in *C. maculatus* and *C. chinensis* respectively under *M. piperita* Nano granules treatment. No significant

differences were observed between *M. piperita* and *C. sativum* effectiveness in malformation inducing in both insect species (Table 2).

**Table 1. Larvicidal effect of the studied essential oils and their Nano granules against the third-instar larvae of *C. maculatus* and *C. chinensis*.**

Essential oil	Time (days)	Regular oil		Nano granules	
		<i>C. maculatus</i>	<i>C. chinensis</i>	<i>C. maculatus</i>	<i>C. chinensis</i>
<i>M. piperita</i>	0	29.9 <sup>e</sup>	29.9 <sup>e</sup>	49.3 <sup>cd</sup>	49.6 <sup>cd</sup>
	2	34.9 <sup>de</sup>	39.8 <sup>d</sup>	63.1 <sup>b</sup>	68.8 <sup>b</sup>
	4	48.9 <sup>cd</sup>	55.5 <sup>cd</sup>	74.9 <sup>b</sup>	77.9 <sup>b</sup>
	7	81.8 <sup>a</sup>	88.9 <sup>a</sup>	87.8 <sup>a</sup>	90.7 <sup>a</sup>
<i>L. nobilis</i>	0	11.3 <sup>f</sup>	14.3 <sup>f</sup>	25.5 <sup>ef</sup>	25.2 <sup>ef</sup>
	2	24.8 <sup>ef</sup>	26.4 <sup>ef</sup>	30.3 <sup>e</sup>	35.5 <sup>de</sup>
	4	32.1 <sup>de</sup>	33.4 <sup>de</sup>	48.5 <sup>cd</sup>	40.5 <sup>d</sup>
	7	40.0 <sup>d</sup>	40.1 <sup>d</sup>	55.8 <sup>cd</sup>	42.8 <sup>d</sup>
<i>C. sativum</i>	0	29.2 <sup>e</sup>	29.7 <sup>e</sup>	39.9 <sup>d</sup>	39.9 <sup>d</sup>
	2	34.3 <sup>de</sup>	35.7 <sup>de</sup>	55.3 <sup>cd</sup>	46.9 <sup>cd</sup>
	4	47.7 <sup>cd</sup>	48.8 <sup>cd</sup>	78.5 <sup>ab</sup>	79.3 <sup>ab</sup>
	7	66.6 <sup>b</sup>	69.9 <sup>b</sup>	86.3 <sup>a</sup>	89.9 <sup>a</sup>
Control	0	0 <sup>g</sup>	0 <sup>g</sup>	0 <sup>g</sup>	0 <sup>g</sup>
	2	0 <sup>g</sup>	0 <sup>g</sup>	0 <sup>g</sup>	0 <sup>g</sup>
	4	0 <sup>g</sup>	0 <sup>g</sup>	0 <sup>g</sup>	0 <sup>g</sup>
	7	0.1 <sup>g</sup>	0.1 <sup>g</sup>	0.3 <sup>g</sup>	0.1 <sup>g</sup>

The results are introduced as percentages.

The means were compared using Tukey's HSD method, and different letters in columns and rows refer to significant differences between treatments ( $P < 0.05$ ).

**Table 2. The ovipositional activity inhibitory effect of essential oils Nano granules against *C. maculatus* and *C. chinensis*.**

Essential oil Nano granule	Number of eggs per female (eggs/♀±S.E)		(F1) emerged adults (%)		Malformations (%)	
	<i>C. maculatus</i>	<i>C. chinensis</i>	<i>C. maculatus</i>	<i>C. chinensis</i>	<i>C. maculatus</i>	<i>C. chinensis</i>
<i>M. piperita</i>	8.4±8.88 <sup>a</sup>	11.3±1.4 <sup>a</sup>	1 <sup>a</sup>	0.1 <sup>a</sup>	100 <sup>a</sup>	99 <sup>a</sup>
<i>L. nobilis</i>	29.4±9.89 <sup>b</sup>	40.6±4.2 <sup>b</sup>	12 <sup>c</sup>	3 <sup>b</sup>	77 <sup>b</sup>	71 <sup>b</sup>
<i>C. sativum</i>	11.4±8.18 <sup>a</sup>	16.4±6.3 <sup>a</sup>	4 <sup>b</sup>	0.1 <sup>a</sup>	99 <sup>a</sup>	98 <sup>a</sup>
Control	289.9±9.89 <sup>d</sup>	298.7±2.99 <sup>d</sup>	100 <sup>d</sup>	100 <sup>d</sup>	0 <sup>c</sup>	0 <sup>c</sup>

The means were compared using Tukey's HSD method, and different letters in columns and rows refer to significant differences between treatments ( $P < 0.05$ ).

Previously, *Jatropha curcas* oil affected oviposition behavior and induced larvae mortality in *C. maculatus*, *C. chinensis*, *Ephestia cautella*, and *Plodia interpunctella* [17][18]. Other reports showed rosemary effectiveness in controlling *Ephestia kuehniella* and *Ephestia cautella* [19]. However, the current results were more promising in *C. maculatus*, *C. chinensis* control especially *M. piperita* and *C. sativum* Nano granules which might refer to their potentials in controlling other storage pests.

Gunny sacks experiment showed that all three Nano granules treatments have significantly reduced the infestation severity of both *C. maculatus* and *C. chinensis*, and this was directly deduced due to the significant decrease in stored cowpea weight loss under those treatments (Fig. 1). The most effective treatment was *M. piperita* Nano granules especially against *C. maculatus* with an average weight loss of only 3% compared to control treatment (50%).

The results of repellency tests illustrated that all three Nano granules treatments have resulted in high repellency percentages that reached 88% under *C. sativum* treatment against *C. chinensis* (Fig. 2) which might refer to the potentials of this treatment in repelling insects in the early stages of infestation.

#### 4. Conclusion

This study showed that the Nano-oils of *M. piperita* and *C. sativum* were the most effective oils against *C. maculatus* and *C. chinensis* in terms of their larvicidal, ovipositional activity inhibitory, and repelling effects. This reflected positively on decreasing the infestation and thus decreasing weight loss in stored cowpea experimentally. These results are highly promising and show the potentials of these oils and their Nano derivatives in stored products integrated pest management. Further studies are needed to investigate the economic use of these substances in seed stores and to examine their effects against other important stored products pests.

#### References

1. Murdock LL, Shade RE. Eradication of cowpea weevil (Coleoptera: Bruchidae) in cowpeas by solar heating. *Am. Entomol.* 1991;37(4):228-31. [DOI](#)
2. Wilson K, Hill L. Factors affecting egg maturation in the bean weevil *Callosobruchus maculatus*. *Physiol. Entomol.* 1989;14(1):115-26. [DOI](#)
3. Isman MB. Plant essential oils for pest and disease management. *Crop Prot.* 2000;19(8-10):603-8. [DOI](#)
4. Kim SI, Yoon JS, Jung JW, Hong KB, Ahn YJ, Kwon HW. Toxicity and repellency of origanum essential oil and its components against *Tribolium castaneum* (Coleoptera: Tenebrionidae) adults. *J Asia-Pac Entomol.* 2010;13(4):369-73. [DOI](#)
5. Negahban M, Moharramipour S, Sefidkon F. Chemical composition and insecticidal activity of *Artemisia scoparia* essential oil against three coleopteran stored-product insects. *J Asia-Pac Entomol.* 2006;9(4):381-8. [DOI](#)
6. Moretti MD, Sanna-Passino G, Demontis S, Bazzoni E. Essential oil formulations useful as a new tool for insect pest control. *AAPs PharmSciTech.* 2002;3(2):64-74. [DOI](#)

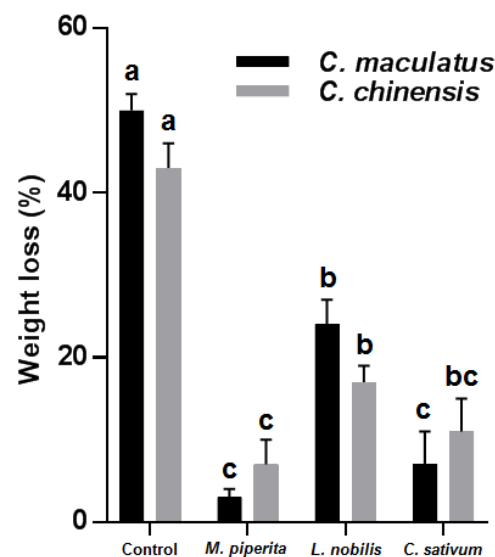


Figure 1. The persistence effect of *M. piperita*, *L. nobilis*, and *C. sativum* essential oils Nano granules on *C. maculatus* and *C. chinensis* (Mean  $\pm$ SD) during cowpea storage.

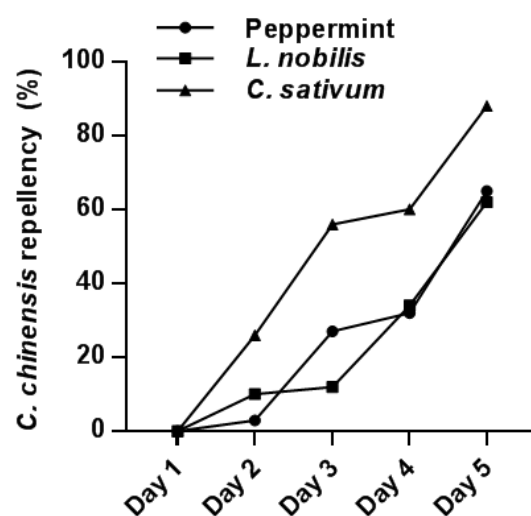
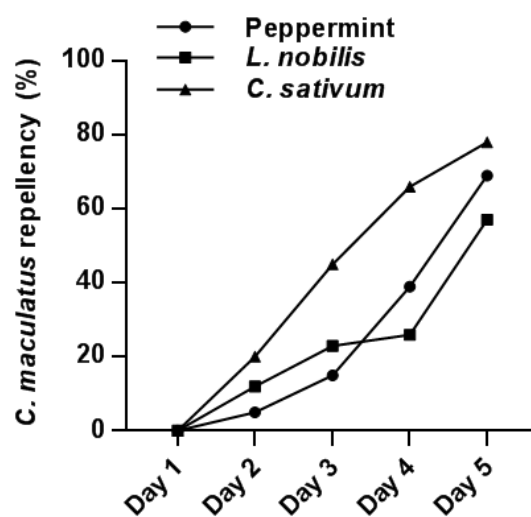


Figure 2. The repellent effect of *M. piperita*, *L. nobilis*, and *C. sativum* essential oils Nano granules on *C. maculatus* and *C. chinensis*.

7. Clancy KM, Foust RD, Huntsberger TG, Whitaker JG, Whitaker DM. Technique for using microencapsulated terpenes in lepidopteran artificial diets. *J. Chem. Ecol.* 1992;18(4):543-60. [DOI](#)
8. Passino GS, Bazzoni E, Moretti MD. Microencapsulated essential oils active against indianmeal moth. *Boletin de Sanidad Vegetal Plagas.* 2004;30:125-32.
9. Trenkel ME. Controlled-release and stabilized fertilizers in agriculture. Paris: International Fertilizer Industry Association; 1997.
10. Negahban M, Moharramipour S, Zandi M, Hashemi SA. Fumigant properties of nano-encapsulated essential oil from *Artemisia sieberi* on *Tribolium castaneum*. *InProc* 2012;9:15-9
11. El-Aziz A, El-Ghany A. Impact of Diatomaceous Earth Modifications for Controlling the Granary Weevil, *Sitophilus granarius* (Linnaeus)(Coleoptera: Curculionidae). *J Agr Sci Tech-Iran.* 2018;20(3):519-31.
12. Sabbour MM, Abd El-Aziz SE. Screening effects of three natural oils and their nano against *Ephestia kuehniella* (Lepidoptera-Pyralidae) in laboratory and store. *Biosci. Res.* 2017;14(2):408-16.
13. Lwande W, Hassanali A, Njoroge PW, Bentley MD, Delle Monache F, Jondiko JI. A new 6a-hydroxypterocarpan with insect antifeedant and antifungal properties from the roots of *Tephrosia hildebrandtii* Vatke. *Int J Trop Insect Sci.* 1985;6(4):537-41. [DOI](#)
14. Sokal RR. The principles and practice of statistics in biological research. *Biometry.* 1995:451-554.
15. Rajendran S, Sriranjini V. Plant products as fumigants for stored-product insect control. *J. Stored Prod. Res.* 2008;44(2):126-35. [DOI](#)
16. Huang J, Li Q, Sun D, Lu Y, Su Y, Yang X, Wang H, Wang Y, Shao W, He N, Hong J. Biosynthesis of silver and gold nanoparticles by novel sundried *Cinnamomum camphora* leaf. *Nanotechnology.* 2007;18(10):105104. [DOI](#)
17. Sabbour MM, Abd-El-Raheem MA. Repellent Effects of Jatropha curcas, canola and Jojoba Seed oil, against *Callosobruchus maculatus* (F.) and *Callosobruchus chinensis* (L.). *J. Appl. Sci. Res.* 2013;9(8):4678-82.
18. Sabbour MM, Abd-El-Rahman AA, Ragei MA. Determinations of some extracted oils in controlling two stored product insect pests. *Middle East J. Agric. Res.* 2013;2(4):127-32.
19. Sabbour MM, Abd El-Aziz SE. Impact of certain nano oils against *Ephestia kuehniella* and *Ephestia cutella* (Lepidoptera-Pyralidae) under laboratory and store conditions. *Bull Natl Res Cent.* 2019;43(1):80. [DOI](#)